

Wren ★ Feathers

We Wish You a Retro Christmas!

As always this pattern is © by me (Jennie Bagrowski) and is for your personal use only, you MAY share it by linking to this blog, you may NOT sell it or upload it to any site without my permission. If you sell things made from this pattern I'd appreciate credit for the pattern design. ☺

If you downloaded this elsewhere it was stolen from: <http://jenwrenne.wordpress.com>


****IMPORTANT** There are NO SEAMS allowed on these pieces.**

I assume you have basic sewing knowledge and the explanation should suffice, but if you need help please email me!



Pic at left is from Simplicity 1803 from 1957

If you don't celebrate Christmas or can't find time to make these projects now, this little bonnet and bag are especially well-suited to make for other times of the year just by changing colors!



****IMPORTANT** There are NO SEAMS allowed on these pieces.**

If you're overcasting by hand, you won't need them, but if sewing by machine, add your preferred allowance!

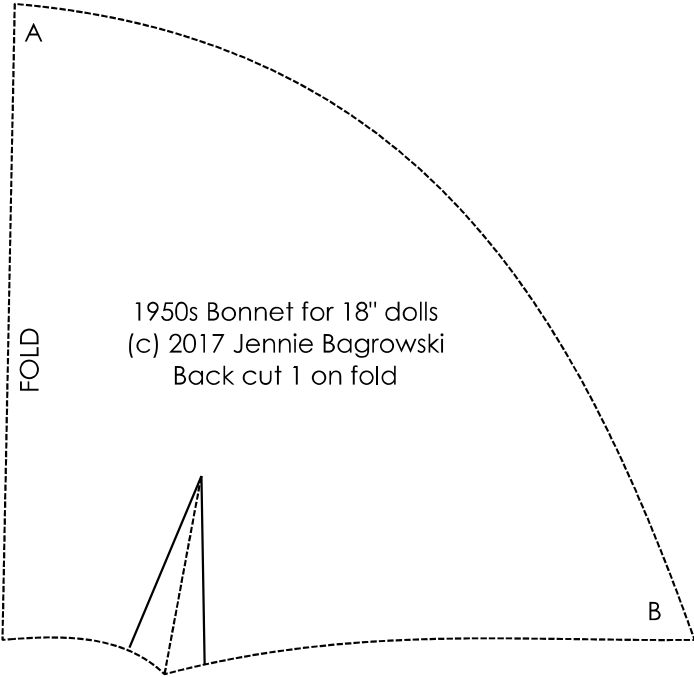





Darts are optional but can adjust to fit different doll heads. If you're in a hurry, just cut off the points instead of sewing darts.



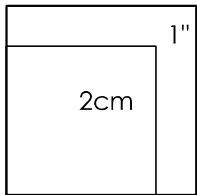
Finish with a ribbon or strip of fabric on the straight grain or bias about 26" by 1.25"



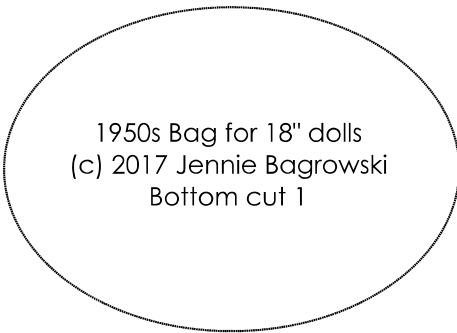
1950s Bonnet for 18" dolls
 (c) 2017 Jennie Bagrowski
 Back cut 1 on fold



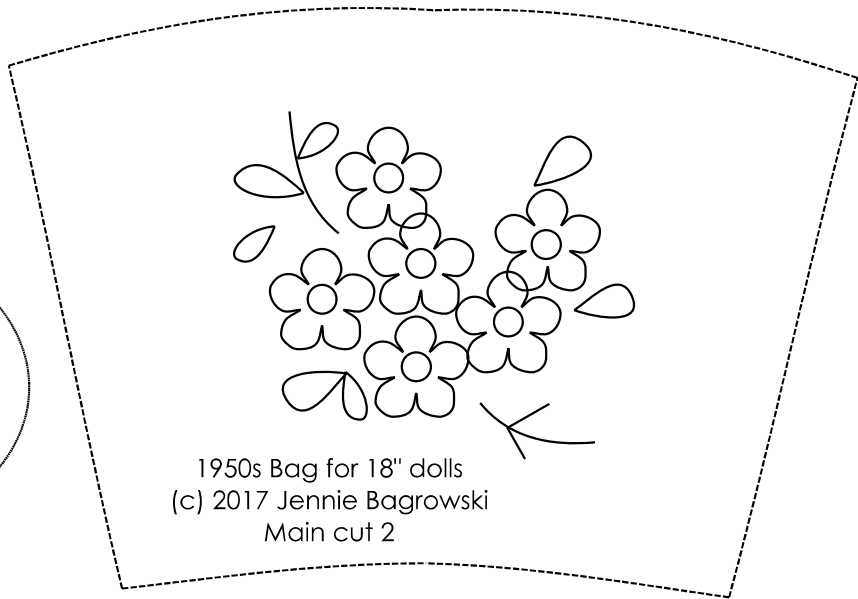
1950s Bonnet for 18" dolls
 (c) 2017 Jennie Bagrowski
 Front cut 1 on fold



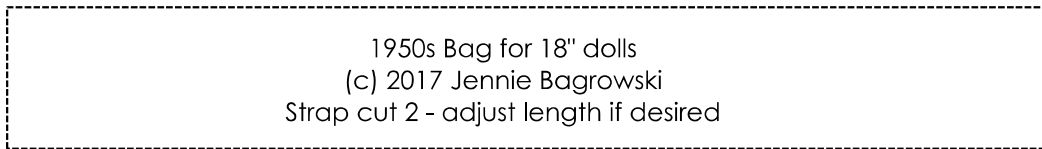
There are NO SEAM ALLOWANCES



1950s Bag for 18" dolls
 (c) 2017 Jennie Bagrowski
 Bottom cut 1



1950s Bag for 18" dolls
 (c) 2017 Jennie Bagrowski
 Main cut 2



1950s Bag for 18" dolls
 (c) 2017 Jennie Bagrowski
 Strap cut 2 - adjust length if desired