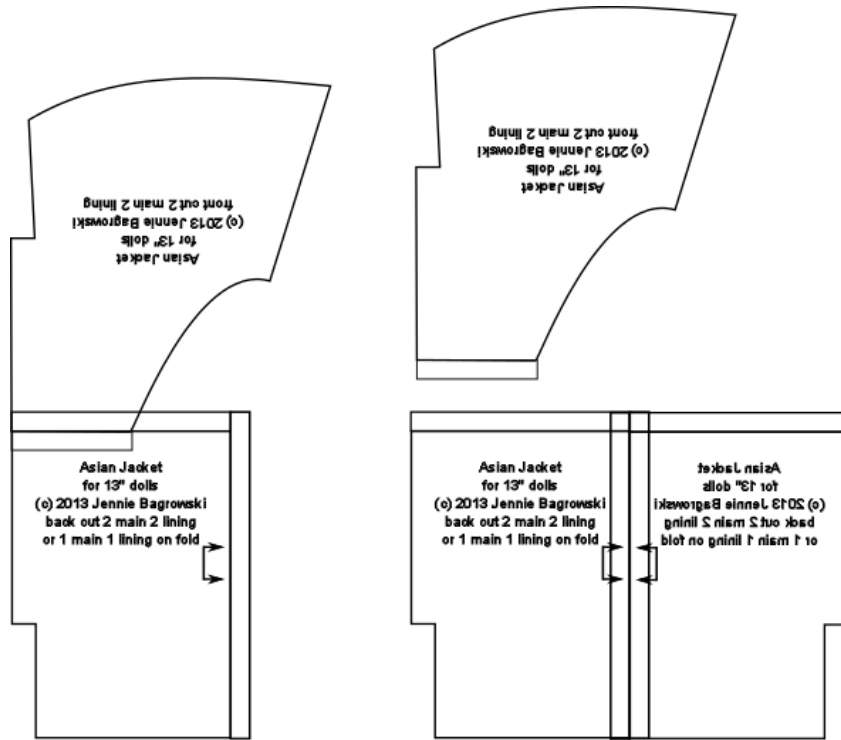


# Wren ★ Feathers

## Asian Jacket for 13" dolls

As always this pattern is © by me (Jennie Bagrowski) and is for your personal use only, you MAY share it by linking to this blog, you may NOT sell it. If you sell things made from this pattern I'd appreciate credit for the pattern design. ☺  
I assume you have basic sewing knowledge and the explanation should suffice, but if you need help please email me!




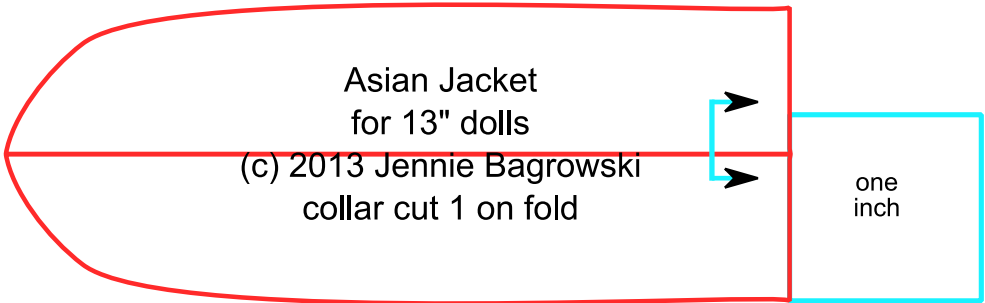

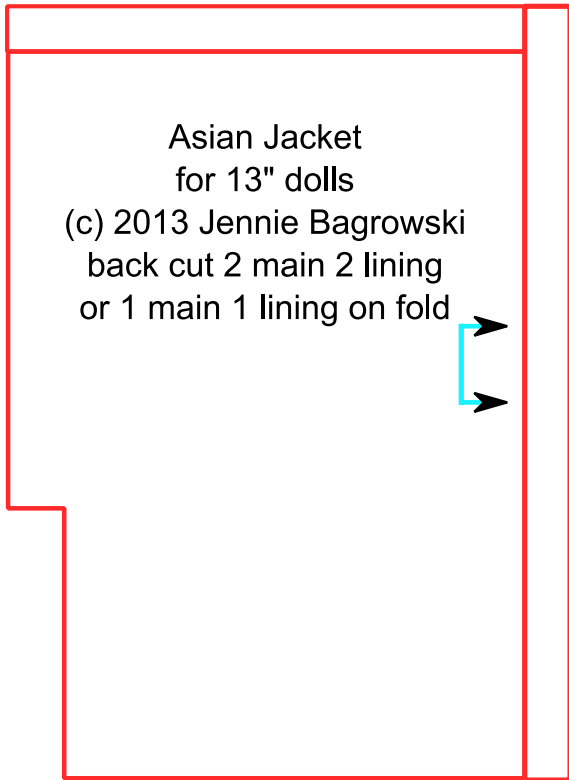
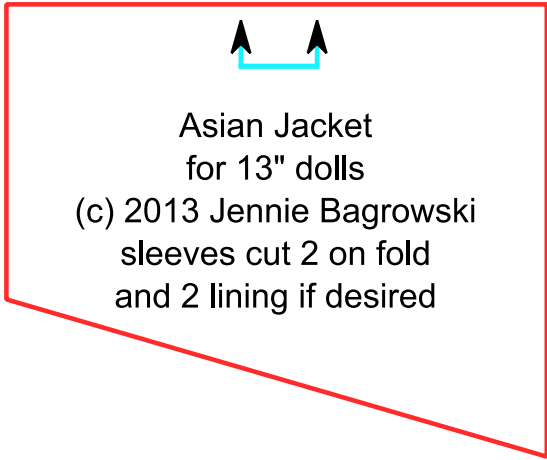


1/4" seams are allowed, but all seam lines are not marked. The lines you see are for you to be able to combine (tape together before cutting) the pieces to avoid seams if you want. Arrange the pieces as you see on the left to have a center back seam or cut the back piece on fold and have seams at the shoulders. You can also vary this with the main and lining pieces to avoid bulk. Padding and lining are optional, you could also just hem where needed.



I used fusible fleece and random quilting to pad my jacket, but did not use it on the collar.  
Make sure to clip well at curves and points!





This will fit Corolle Cheries. Copy pattern at 110% for Hearts for Hearts and 133% for Kidz n Cats.